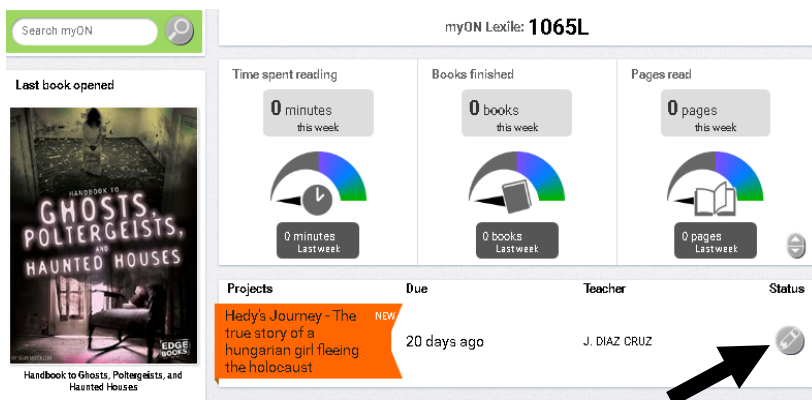
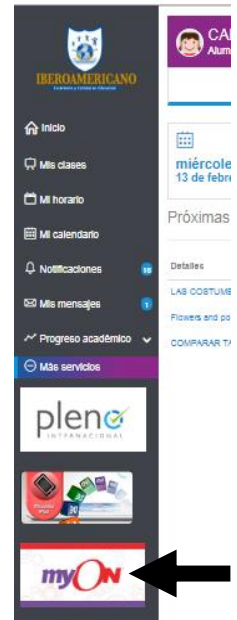


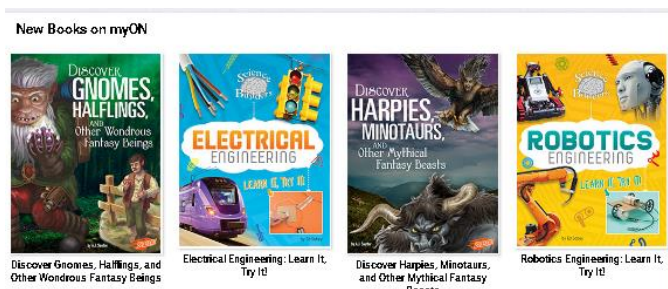
MyON guide for students and parents

1. Login in platform UNOi, use student id and password.
2. Once entered scroll down and tap myON (located on the left side of the black column)




3. Once there, you will see the Lexile level you have and the reader meter, records the time they have spent reading, the number of books read and the number of pages in a week or in a month. You will see the projects, (the books sent by the teacher to read), to open the books or activities go directly to the gray circle with the image of the pencil and tap "status".

- Inside the status you can see: the pink circle "no activity" means the books it has not been read, yellow circle with an arrow "some activity" means the books has begun to be read, and the green circle with the check symbol means the book has been concluded.




4. Under the projects you will see books recommended for you and the new titles on myON according to your reading level you may pick books to read or listen and read.

5. To look at all MyOn books you may go to library (its an icon on the top of the page and its represented with a book)
6. Once there, the blue square with thumbs up is "recommended", these are books that are of interest to you. (if your interests are the same area, you may go directly to look at books. If your interests have changed you may click the blue circle with the pencil left side upper screen) and change your interests.

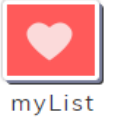


Recommended


7. "Browse" is a green square with eyes, you have over 6000 books in this area. You will pick from a general topic from there you may pick from a specific topic. Books are in order from lowest reading level to highest.



8. "My list" pink square with a heart are favorite books you have read and to save books you want to read in the future.



9. "Search" purple square with magnifying glass is for searching some title you want to read.



10. Tap blue tunnel on left side it will show types of reading books and levels (I will send levels for grades explaining how each type of program is leveled) lexile, atos , reading level and grade level are used in myON.



11. Story type is a brown square with 2 books. Here you may pick a short medium or long story.



12. Blue box with a unicorn you may pick fiction or non-fiction.

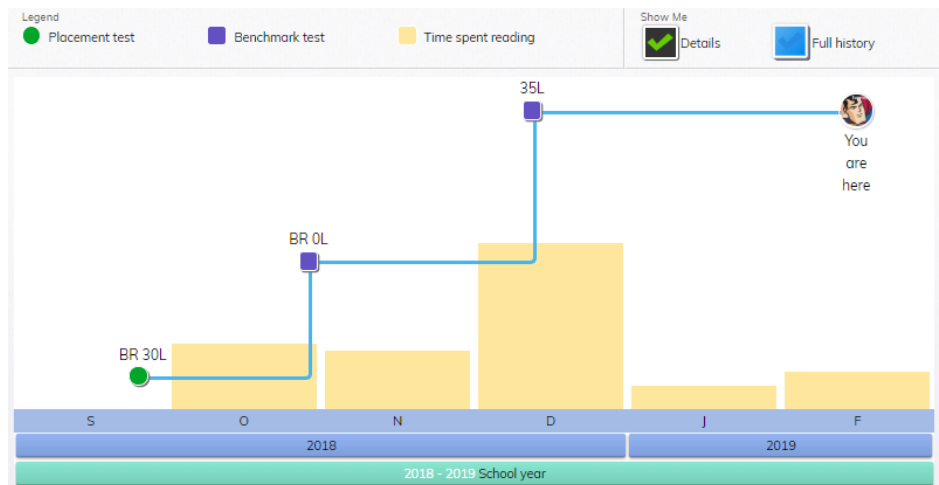


13. Projects are specific books or activities your teacher has sent you. You may check all projects on the upper right side.

14. In the top bar blue color tap where your name is found.



15. Once there, in "lexile" option, you can see the graph that indicates the progress you have made, since you applied the lexile evaluation "Placement test" in 2018 to date, as well as the number of books read.



16. Then, return to the top bar and choose activity, here you can see the summary of your activity in myON, as seen in the image.

your myON Reading Activity

35L Current Lexile | 57 books Books finished | 454 pages Pages read | 3 hr 20 min Time spent reading | 5:22 PM, 2/13/19 Last login

Data totals for this user since 09/3/2018

Title	Opened	Last Accessed	Finished	Quiz	Rating
Mexico ABCs	8:21 PM, 12/4/18	8:18 PM, 12/11/18		5	★ ★ ★ ★ ★